

PLEASE CHECK WWW.MOLEX.COM FOR LATEST PART INFORMATION

Part Number: [0757576481](#)
Status: **Active**
Overview: mx150 unshrouded breakaway header
Description: 3.50mm (.138") Pitch, MX150™ Header, Breakaway, Vertical, 16 Circuits, 1.5µm (60µ") Tin (Sn) Plating, 27.77mm (1.093") Mating Pin Length, 3.05mm (.120") PC Tail Length

Documents:

[3D Model](#) [Product Specification PS-75757-000 \(PDF\)](#)
[Application Specification \(PDF\)](#) [RoHS Certificate of Compliance \(PDF\)](#)
[Drawing \(PDF\)](#)

General

Product Family	PCB Headers
Series	75757
Application	Wire-to-Board
Overview	mx150 unshrouded breakaway header
Product Name	MX150™

Physical

Breakaway	Yes
Circuits (Loaded)	16
Circuits (maximum)	16
Circuits Detail	16
Color - Resin	Black
Durability (mating cycles max)	25
First Mate / Last Break	No
Glow-Wire Compliant	No
Guide to Mating Part	No
Keying to Mating Part	None
Lock to Mating Part	None
Material - Metal	Brass
Material - Plating Mating	Tin
Material - Plating Termination	Tin
Material - Resin	High Temperature Thermoplastic
Number of Rows	2
Orientation	Vertical
PC Tail Length (in)	0.120 In
PC Tail Length (mm)	3.05 mm
PCB Locator	No
PCB Retention	None
PCB Thickness Recommended (in)	0.062 In
PCB Thickness Recommended (mm)	1.57 mm
Packaging Type	Tube
Pitch - Mating Interface (in)	0.138 In
Pitch - Mating Interface (mm)	3.50 mm
Pitch - Term. Interface (in)	0.138 In
Pitch - Term. Interface (mm)	3.50 mm
Plating min: Mating (µin)	50
Plating min: Mating (µm)	1.25
Plating min: Termination (µin)	50
Plating min: Termination (µm)	1.25
Polarized to Mating Part	No
Polarized to PCB	No
Shrouded	No
Stackable	Yes
Surface Mount Compatible (SMC)	Yes

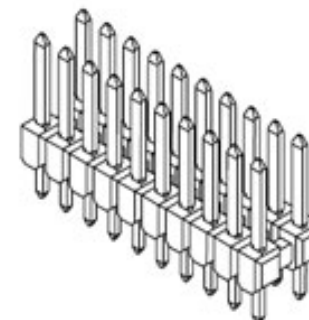


image - Reference only

Series

EU RoHS

ELV and RoHS Compliant
REACH SVHC Not Reviewed
Halogen-Free Status

China RoHS



Need more information on product environmental compliance?

Email productcompliance@molex.com
 For a multiple part number RoHS Certificate of Compliance, [click here](#)

Please visit the [Contact Us](#) section for any non-product compliance questions.

Search Parts in this Series

[75757Series](#)

Mates With

[33471](#) Single Row MX150™ Receptacles,
[33472](#) Dual Row MX150™ Receptacles

Temperature Range - Operating -40°C to +125°C
Termination Interface: Style Through Hole

Electrical

Current - Maximum per Contact 16A
Voltage - Maximum 500V DC

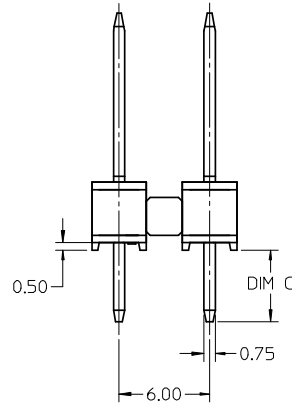
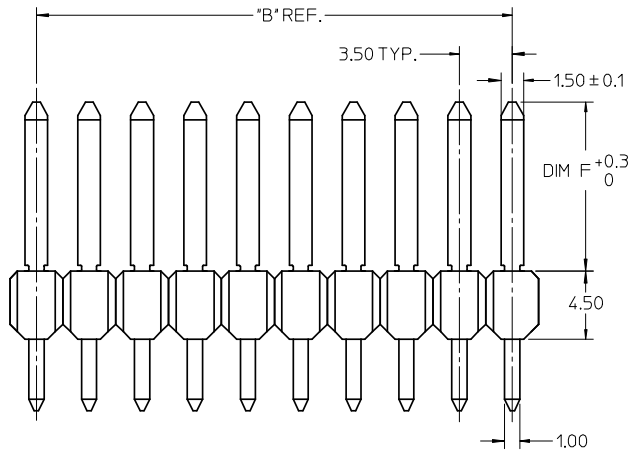
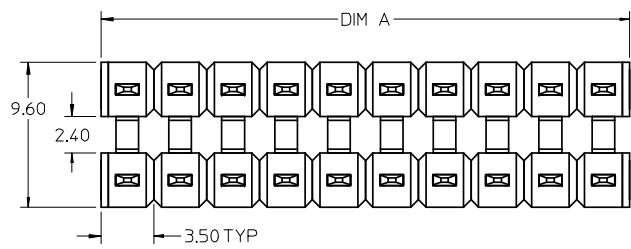
Material Info

Reference - Drawing Numbers

Application Specification AS-75757-208
Packaging Specification PK-75757-006
Product Specification PS-75757-000
Sales Drawing SD-75757-002
Test Summary TS-75757-001

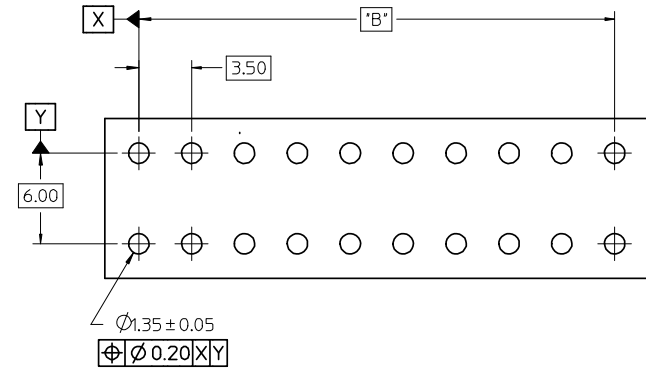
This document was generated on 05/31/2010

PLEASE CHECK WWW.MOLEX.COM FOR LATEST PART INFORMATION



NOTES:

1. TERMINAL MAT'L: ALLOY C26000, CARTRIDGE BRASS
2. WAFER MAT'L: 30% GLASS FILLED LCP, 94V-0, COLOR BLACK.
3. TERMINAL PLATING:
 - OPTION 4 - 1.5µm MIN MATTE TIN OVERALL OVER 1.25µm NICKEL OVERALL
 - OPTION 1 - 2.5µm MIN MATTE TIN OVERALL OVER 1.25µm NICKEL OVERALL
 - OPTION 2 - 1.25µm NICKEL OVERALL 2.5µm MIN SELECT MATTE TIN PC TAIL AREA 0.05-0.25µm SELECT GOLD CONTACT AREA
 - OPTION 3 - 1.25µm NICKEL OVERALL 2.5µm MIN SELECT MATTE TIN PC TAIL AREA 0.75µm SELECT GOLD CONTACT AREA
4. HEADER ASSEMBLIES ARE TUBE PACKAGED PER PK-75757-9900.
5. COMPLIES WITH USCAR 1.5mm TERMINAL BLADE SPECIFICATION.



RECOMMENDED PCB LAYOUT

REMOVED EXTRA DIM EC NO: UCP2009-0126 DRWN: PROSCA CHKD: JCOMERC APPR: JCOMERC 2008/07/16 2008/07/16 2008/07/16	QUALITY SYMBOLS ▽=0 ▽=0	GENERAL TOLERANCES (UNLESS SPECIFIED)		DIMENSION STYLE MM ONLY		SCALE 4:1	DESIGN UNITS METRIC	THIRD ANGLE PROJECTION		
						DRAWN BY TMCCLELL		DATE 1/18/05		MX150 DUAL ROW BREAK-AWAY VERTICAL HEADER ASSEMBLY MOLEX INCORPORATED
						CHECKED BY TMCCLELL		DATE 1/18/05		
						APPROVED BY BANAKIS		DATE 1/18/05		
		ANGULAR ±1/2°		MATERIAL NO. SEE CHART		DOCUMENT NO. SD-75757-002		SHEET NO. 1 OF 2		
		DRAFT WHERE APPLICABLE MUST REMAIN WITHIN DIMENSIONS		SIZE C		THIS DRAWING CONTAINS INFORMATION THAT IS PROPRIETARY TO MOLEX INCORPORATED AND SHOULD NOT BE USED WITHOUT WRITTEN PERMISSION				

	13	12	11	10	9	8	7	6	5	4	3	2	1													
J	2 x 2	1 2 3 4	75757-6121 75757-6221 75757-6321 75757-6421	3.05	27.77	75757-5121 75757-5221 75757-5321 75757-5421	3.05	16.09	75757-1121 75757-1221 75757-1321 75757-1421	3.05	11.20	75757-1122 75757-1222 75757-1322 75757-1422	7.0	3.50 REF												
I	2 x 3	1 2 3 4	75757-6131 75757-6231 75757-6331 75757-6431			75757-5131 75757-5231 75757-5331 75757-5431			75757-1131 75757-1231 75757-1331 75757-1431			75757-1132 75757-1232 75757-1332 75757-1432			10.5	7.00										
I	2 x 4	1 2 3 4	75757-6141 75757-6241 75757-6341 75757-6441			75757-5141 75757-5241 75757-5341 75757-5441			75757-1141 75757-1241 75757-1341 75757-1441			75757-1142 75757-1242 75757-1342 75757-1442					14.0	10.50								
H	2 x 6	1 2 3 4	75757-6161 75757-6261 75757-6361 75757-6461			75757-5161 75757-5261 75757-5361 75757-5461			75757-1161 75757-1261 75757-1361 75757-1461			75757-1162 75757-1262 75757-1362 75757-1462							21.0	17.50						
G	2 x 8	1 2 3 4	75757-6181 75757-6281 75757-6381 75757-6481			75757-5181 75757-5281 75757-5381 75757-5481			75757-1181 75757-1281 75757-1381 75757-1481			75757-1182 75757-1282 75757-1382 75757-1482	28.0	24.50												
G	2 x 10	1 2 3 4	75757-6101 75757-6201 75757-6301 75757-6401			75757-5101 75757-5201 75757-5301 75757-5401			75757-1101 75757-1201 75757-1301 75757-1401			75757-1102 75757-1202 75757-1302 75757-1402			35.0	31.50										
F	CKT SIZE	PLATING OPTION	MATERIAL NUMBER			*C* DIM			*F* DIM			MATERIAL NUMBER					*C* DIM	*F* DIM			MATERIAL NUMBER	*C* DIM	*F* DIM	MATERIAL NUMBER	*C* DIM	*F* DIM

	13	12	11	10	9	8	7	6	5	4	3	2	1																															
A	<table border="1"> <tr> <td rowspan="2"> ENTER DESCRIPTION EC NO: UCP2009-0126 DRAWN: ROSCA 2008/07/16 CHKD: COMERC 2008/07/16 APPR: JCOMERC 2008/07/16 </td> <td rowspan="2"> QUALITY SYMBOLS =0 =0 </td> <td rowspan="2"> GENERAL TOLERANCES (UNLESS SPECIFIED) <table border="1"> <tr> <td></td> <td>mm</td> <td>INCH</td> </tr> <tr> <td>4 PLACES</td> <td>± ---</td> <td>± ---</td> </tr> <tr> <td>3 PLACES</td> <td>± ---</td> <td>± ---</td> </tr> <tr> <td>2 PLACES</td> <td>± 0.13</td> <td>± ---</td> </tr> <tr> <td>1 PLACE</td> <td>± 0.25</td> <td>± ---</td> </tr> </table> </td> <td rowspan="2"> DIMENSION STYLE MM ONLY </td> <td rowspan="2"> SCALE 1:1 </td> <td rowspan="2"> DESIGN UNITS METRIC </td> <td rowspan="2"> THIRD ANGLE PROJECTION </td> <td rowspan="2"> TITLE MX150 DUAL ROW BREAK-AWAY VERTICAL HEADER ASSEMBLY </td> <td rowspan="2"> MOLEX INCORPORATED </td> <td rowspan="2"> APPROVED BY BANAK IS 1/18/05 </td> <td rowspan="2"> DATE 1/18/05 </td> <td rowspan="2"> MATERIAL NO. SEE TABLE </td> <td rowspan="2"> DOCUMENT NO. SD-75757-002 </td> <td rowspan="2"> SHEET NO. 2 OF 2 </td> </tr> <tr> <td> DRAFT WHERE APPLICABLE MUST REMAIN WITHIN DIMENSIONS </td> <td> THIS DRAWING CONTAINS INFORMATION THAT IS PROPRIETARY TO MOLEX INCORPORATED AND SHOULD NOT BE USED WITHOUT WRITTEN PERMISSION </td> </tr> </table>													ENTER DESCRIPTION EC NO: UCP2009-0126 DRAWN: ROSCA 2008/07/16 CHKD: COMERC 2008/07/16 APPR: JCOMERC 2008/07/16	QUALITY SYMBOLS =0 =0	GENERAL TOLERANCES (UNLESS SPECIFIED) <table border="1"> <tr> <td></td> <td>mm</td> <td>INCH</td> </tr> <tr> <td>4 PLACES</td> <td>± ---</td> <td>± ---</td> </tr> <tr> <td>3 PLACES</td> <td>± ---</td> <td>± ---</td> </tr> <tr> <td>2 PLACES</td> <td>± 0.13</td> <td>± ---</td> </tr> <tr> <td>1 PLACE</td> <td>± 0.25</td> <td>± ---</td> </tr> </table>		mm	INCH	4 PLACES	± ---	± ---	3 PLACES	± ---	± ---	2 PLACES	± 0.13	± ---	1 PLACE	± 0.25	± ---	DIMENSION STYLE MM ONLY	SCALE 1:1	DESIGN UNITS METRIC	THIRD ANGLE PROJECTION	TITLE MX150 DUAL ROW BREAK-AWAY VERTICAL HEADER ASSEMBLY	MOLEX INCORPORATED	APPROVED BY BANAK IS 1/18/05	DATE 1/18/05	MATERIAL NO. SEE TABLE	DOCUMENT NO. SD-75757-002	SHEET NO. 2 OF 2	DRAFT WHERE APPLICABLE MUST REMAIN WITHIN DIMENSIONS	THIS DRAWING CONTAINS INFORMATION THAT IS PROPRIETARY TO MOLEX INCORPORATED AND SHOULD NOT BE USED WITHOUT WRITTEN PERMISSION
ENTER DESCRIPTION EC NO: UCP2009-0126 DRAWN: ROSCA 2008/07/16 CHKD: COMERC 2008/07/16 APPR: JCOMERC 2008/07/16	QUALITY SYMBOLS =0 =0	GENERAL TOLERANCES (UNLESS SPECIFIED) <table border="1"> <tr> <td></td> <td>mm</td> <td>INCH</td> </tr> <tr> <td>4 PLACES</td> <td>± ---</td> <td>± ---</td> </tr> <tr> <td>3 PLACES</td> <td>± ---</td> <td>± ---</td> </tr> <tr> <td>2 PLACES</td> <td>± 0.13</td> <td>± ---</td> </tr> <tr> <td>1 PLACE</td> <td>± 0.25</td> <td>± ---</td> </tr> </table>		mm	INCH	4 PLACES	± ---	± ---	3 PLACES	± ---	± ---	2 PLACES	± 0.13				± ---	1 PLACE	± 0.25	± ---	DIMENSION STYLE MM ONLY	SCALE 1:1	DESIGN UNITS METRIC	THIRD ANGLE PROJECTION	TITLE MX150 DUAL ROW BREAK-AWAY VERTICAL HEADER ASSEMBLY	MOLEX INCORPORATED	APPROVED BY BANAK IS 1/18/05	DATE 1/18/05	MATERIAL NO. SEE TABLE	DOCUMENT NO. SD-75757-002	SHEET NO. 2 OF 2													
				mm	INCH																																							
4 PLACES	± ---	± ---																																										
3 PLACES	± ---	± ---																																										
2 PLACES	± 0.13	± ---																																										
1 PLACE	± 0.25	± ---																																										
DRAFT WHERE APPLICABLE MUST REMAIN WITHIN DIMENSIONS	THIS DRAWING CONTAINS INFORMATION THAT IS PROPRIETARY TO MOLEX INCORPORATED AND SHOULD NOT BE USED WITHOUT WRITTEN PERMISSION																																											
B	<table border="1"> <tr> <td> ENTER DESCRIPTION EC NO: UCP2009-0126 DRAWN: ROSCA 2008/07/16 CHKD: COMERC 2008/07/16 APPR: JCOMERC 2008/07/16 </td> <td> QUALITY SYMBOLS =0 =0 </td> <td> GENERAL TOLERANCES (UNLESS SPECIFIED) <table border="1"> <tr> <td></td> <td>mm</td> <td>INCH</td> </tr> <tr> <td>4 PLACES</td> <td>± ---</td> <td>± ---</td> </tr> <tr> <td>3 PLACES</td> <td>± ---</td> <td>± ---</td> </tr> <tr> <td>2 PLACES</td> <td>± 0.13</td> <td>± ---</td> </tr> <tr> <td>1 PLACE</td> <td>± 0.25</td> <td>± ---</td> </tr> </table> </td> <td> DIMENSION STYLE MM ONLY </td> <td> SCALE 1:1 </td> <td> DESIGN UNITS METRIC </td> <td> THIRD ANGLE PROJECTION </td> <td> TITLE MX150 DUAL ROW BREAK-AWAY VERTICAL HEADER ASSEMBLY </td> <td> MOLEX INCORPORATED </td> <td> APPROVED BY BANAK IS 1/18/05 </td> <td> DATE 1/18/05 </td> <td> MATERIAL NO. SEE TABLE </td> <td> DOCUMENT NO. SD-75757-002 </td> <td> SHEET NO. 2 OF 2 </td> </tr> <tr> <td> DRAFT WHERE APPLICABLE MUST REMAIN WITHIN DIMENSIONS </td> <td> THIS DRAWING CONTAINS INFORMATION THAT IS PROPRIETARY TO MOLEX INCORPORATED AND SHOULD NOT BE USED WITHOUT WRITTEN PERMISSION </td> </tr> </table>													ENTER DESCRIPTION EC NO: UCP2009-0126 DRAWN: ROSCA 2008/07/16 CHKD: COMERC 2008/07/16 APPR: JCOMERC 2008/07/16	QUALITY SYMBOLS =0 =0	GENERAL TOLERANCES (UNLESS SPECIFIED) <table border="1"> <tr> <td></td> <td>mm</td> <td>INCH</td> </tr> <tr> <td>4 PLACES</td> <td>± ---</td> <td>± ---</td> </tr> <tr> <td>3 PLACES</td> <td>± ---</td> <td>± ---</td> </tr> <tr> <td>2 PLACES</td> <td>± 0.13</td> <td>± ---</td> </tr> <tr> <td>1 PLACE</td> <td>± 0.25</td> <td>± ---</td> </tr> </table>		mm	INCH	4 PLACES	± ---	± ---	3 PLACES	± ---	± ---	2 PLACES	± 0.13	± ---	1 PLACE	± 0.25	± ---	DIMENSION STYLE MM ONLY	SCALE 1:1	DESIGN UNITS METRIC	THIRD ANGLE PROJECTION	TITLE MX150 DUAL ROW BREAK-AWAY VERTICAL HEADER ASSEMBLY	MOLEX INCORPORATED	APPROVED BY BANAK IS 1/18/05	DATE 1/18/05	MATERIAL NO. SEE TABLE	DOCUMENT NO. SD-75757-002	SHEET NO. 2 OF 2	DRAFT WHERE APPLICABLE MUST REMAIN WITHIN DIMENSIONS	THIS DRAWING CONTAINS INFORMATION THAT IS PROPRIETARY TO MOLEX INCORPORATED AND SHOULD NOT BE USED WITHOUT WRITTEN PERMISSION
ENTER DESCRIPTION EC NO: UCP2009-0126 DRAWN: ROSCA 2008/07/16 CHKD: COMERC 2008/07/16 APPR: JCOMERC 2008/07/16	QUALITY SYMBOLS =0 =0	GENERAL TOLERANCES (UNLESS SPECIFIED) <table border="1"> <tr> <td></td> <td>mm</td> <td>INCH</td> </tr> <tr> <td>4 PLACES</td> <td>± ---</td> <td>± ---</td> </tr> <tr> <td>3 PLACES</td> <td>± ---</td> <td>± ---</td> </tr> <tr> <td>2 PLACES</td> <td>± 0.13</td> <td>± ---</td> </tr> <tr> <td>1 PLACE</td> <td>± 0.25</td> <td>± ---</td> </tr> </table>		mm	INCH	4 PLACES	± ---	± ---	3 PLACES	± ---	± ---	2 PLACES	± 0.13	± ---	1 PLACE	± 0.25	± ---	DIMENSION STYLE MM ONLY	SCALE 1:1	DESIGN UNITS METRIC	THIRD ANGLE PROJECTION	TITLE MX150 DUAL ROW BREAK-AWAY VERTICAL HEADER ASSEMBLY	MOLEX INCORPORATED	APPROVED BY BANAK IS 1/18/05	DATE 1/18/05	MATERIAL NO. SEE TABLE	DOCUMENT NO. SD-75757-002	SHEET NO. 2 OF 2																
	mm	INCH																																										
4 PLACES	± ---	± ---																																										
3 PLACES	± ---	± ---																																										
2 PLACES	± 0.13	± ---																																										
1 PLACE	± 0.25	± ---																																										
DRAFT WHERE APPLICABLE MUST REMAIN WITHIN DIMENSIONS	THIS DRAWING CONTAINS INFORMATION THAT IS PROPRIETARY TO MOLEX INCORPORATED AND SHOULD NOT BE USED WITHOUT WRITTEN PERMISSION																																											